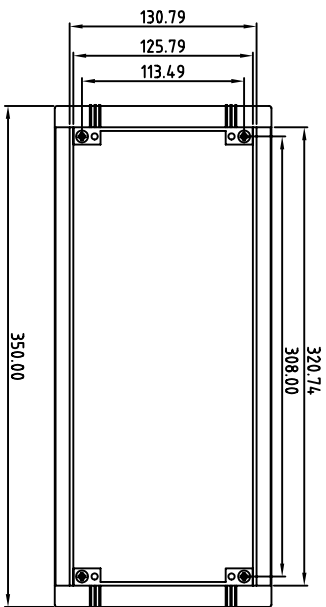
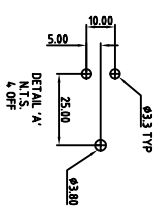
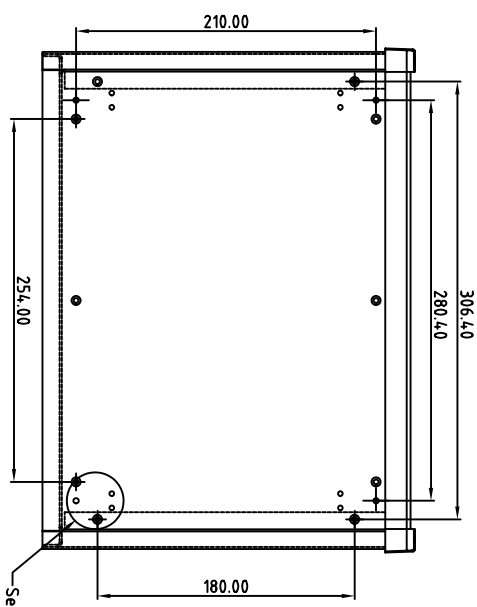
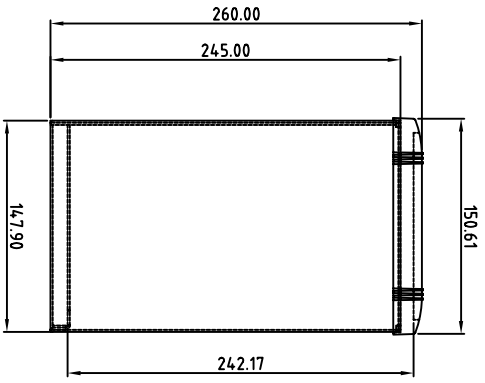

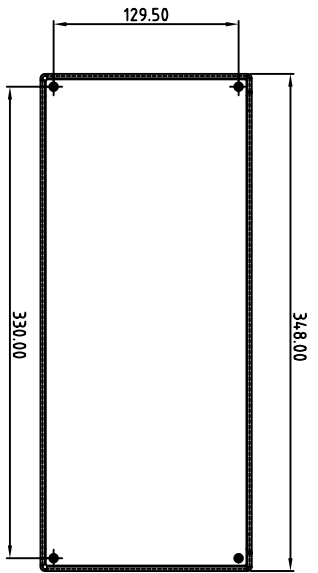


FIRST ANGLE PROJECTION



Note: Subject to technical modifications without prior notice.
 Typographical and other errors do not justify any claim for damages.
 All dimensions should be verified using the actual case.

Modifications 1

1

DO NOT SCALE

Tolerances unless otherwise stated:

- General tolerances ± 0.20
- Resultant tolerances between hole centers ± 0.15
- Tolerances on hole diameters ± 0.05
- Angles $\pm 0.5^\circ$
- Surface finish 3.2

Required Finish

Scale 1:5

Drawn by Ian Cox

Checked by

Drawing Number M5635305

Date drawn August '05

Material Spec.

METcase

METCASE ENCLOSURES
 Unit 3, Mitchell Close
 Segensworth East, Fareham,
 Hampshire, PO15 5SE, UK.

Part Name UNIMET 6

Part Number M5635305

Sheet 1 of 1

www.metcase.com

©ORKW ENCLOSURES LTD. DATE AS SHOWN. THIS DRAWING CONTAINS PROPRIETARY INFORMATION OF ORKW ENCLOSURES LTD AND IS TENDERED SUBJECT TO THE FOLLOWING CONDITIONS: THE INFORMATION BE RETAINED IN CONFIDENCE, NOT BE REPRODUCED OR COPIED, AND NOT BE USED OR INCORPORATED IN ANY PRODUCT, UNLESS PERMISSION IS OBTAINED IN WRITING FROM ORKW ENCLOSURES LTD.

A4