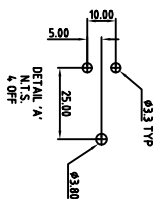
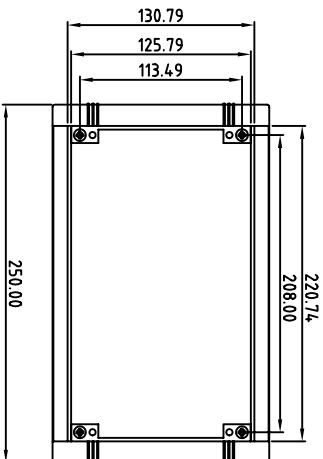
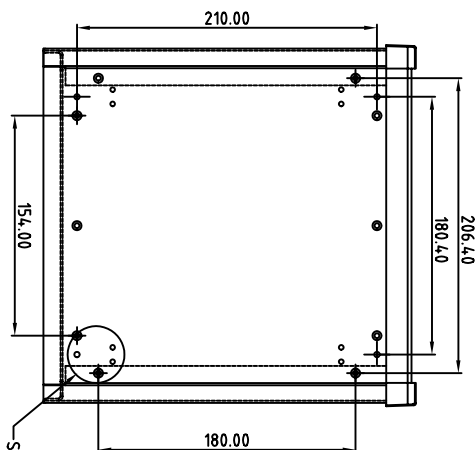
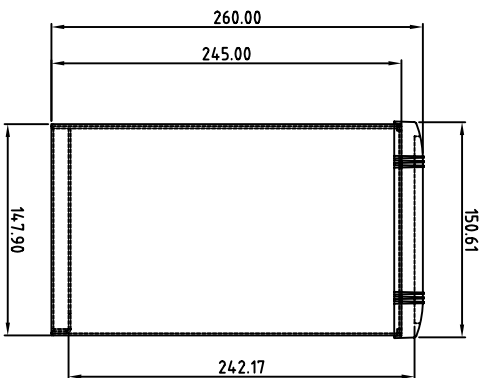
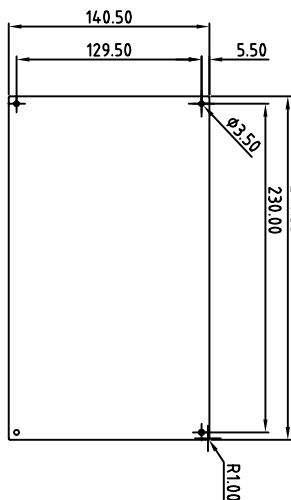
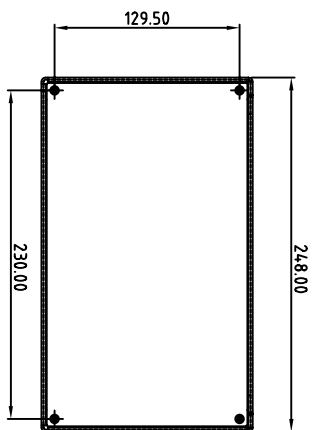


FIRST ANGLE PROJECTION



Note: Subject to technical modifications without prior notice.  
 Typographical and other errors do not justify any claim for damages.  
 All dimensions should be verified using the actual case.

Tolerances unless otherwise stated:

- General tolerances ±0.20
- Resultant tolerances between hole centers ±0.15
- Tolerances on hole diameters ±0.05
- Angles ± 0.5°
- Surface finish 32/

ALL DIMENSIONS IN MILLIMETRES

DO NOT SCALE

Scale: 1:5	Checked By:	Drawing Number: M5625305	Date drawn: August '05
Drawn By: Ian Cox			

**METcase**

METCASE ENCLOSURES  
 Unit 3, Mitchell Close  
 Segensworth East, Fareham,  
 Hampshire, PO15 5SE, UK.

www.metcase.com

Part Name: UNIMET 5  
 Part Number: M5625305

OKW ENCLOSURES LTD. DATE AS SHOWN. THIS DRAWING CONTAINS PROPRIETARY INFORMATION OF OKW ENCLOSURES LTD AND IS TENDERED SUBJECT TO THE FOLLOWING CONDITIONS: THE INFORMATION BE RETAINED IN CONFIDENCE, NOT BE REPRODUCED OR COPIED, AND NOT BE USED OR INCORPORATED IN ANY PRODUCT. UNLESS PERMISSION IS OBTAINED IN WRITING FROM OKW ENCLOSURES LTD.

Sheet 1 of 1

A4