
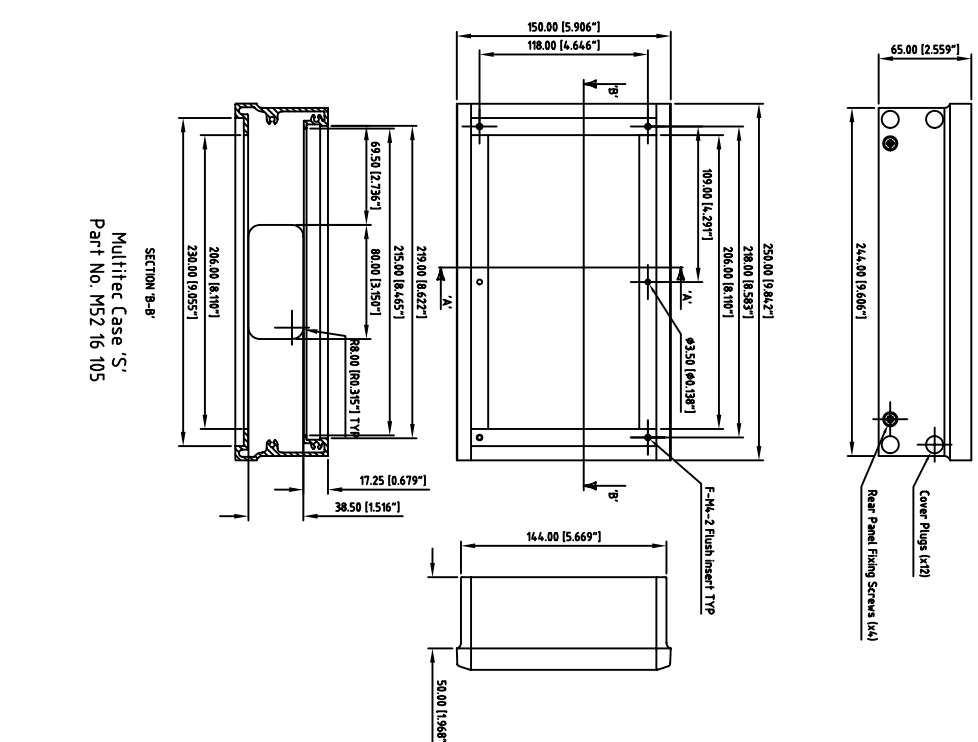
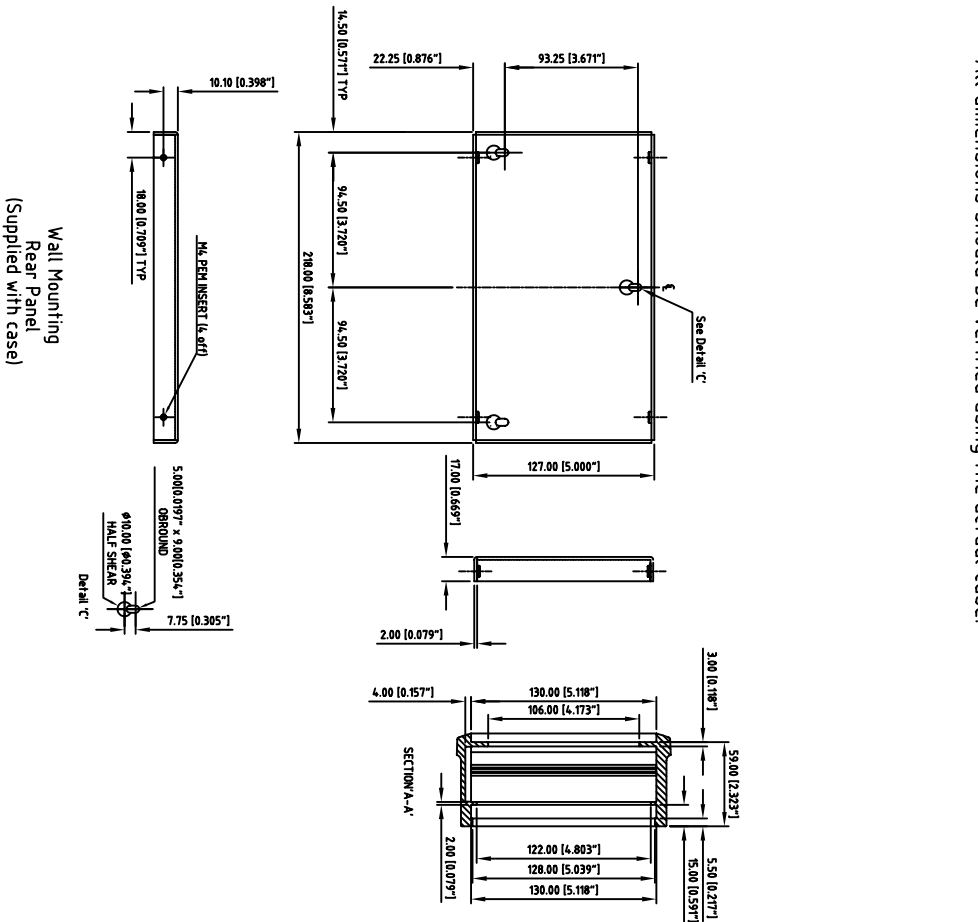


FIRST ANGLE PROJECTION

Note: Subject to technical modifications without prior notice.
 Typographical and other errors do not justify any claim for damages.
 All dimensions should be verified using the actual case.



Multitec Case 'S'
 Part No. M52 16 105

Tolerances unless otherwise stated:

General tolerances ±0.20
 Resultant tolerances between hole centers ±0.15
 Tolerances on hole diameters ±0.05

Angles ± 0.5°
 Surface finish 32/√

Required Finish	Scale	ALL DIMENSIONS IN MILLIMETRES			DO NOT SCALE
	1:5	Drawn By:	Checked By:	Drawing Number:	Material Spec:
		Ian Cox		M5216105	
				Date drawn:	
				August '05	

METcase METCASE ENCLOSURES
 Unit 3, Mitchell Close
 Segensworth East, Fareham,
 Hampshire, PO15 5SE, UK.

www.metcase.com
 Part Name: Multitec "S"
 Part Number: M5216105
 Sheet 1 of 1

©DKW ENCLOSURES LTD. DATE AS SHOWN. THIS DRAWING CONTAINS PROPRIETARY INFORMATION OF DKW ENCLOSURES LTD AND IS TENDERED SUBJECT TO THE FOLLOWING CONDITIONS: THE INFORMATION BE RETAINED IN CONFIDENCE, NOT BE REPRODUCED OR COPIED, AND NOT BE USED OR INCORPORATED IN ANY PRODUCT, UNLESS PERMISSION IS OBTAINED IN WRITING FROM DKW ENCLOSURES LTD.