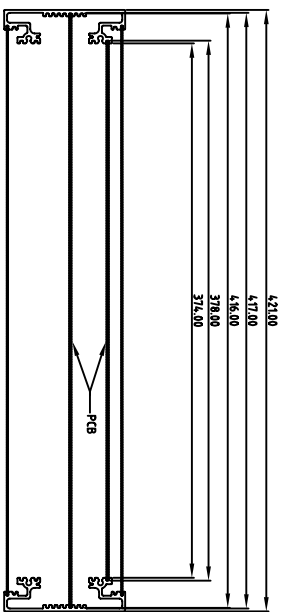

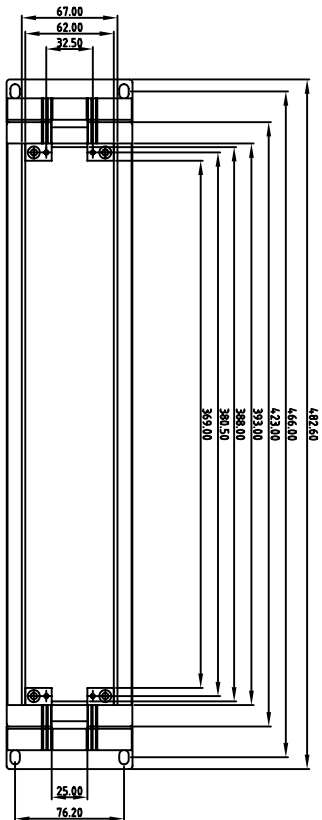
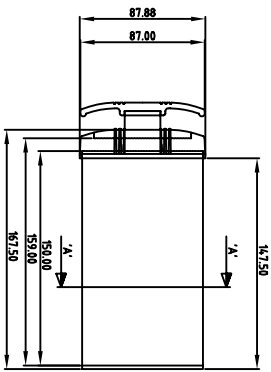


FIRST ANGLE PROJECTION

Note: Subject to technical modifications without prior notice.
 Typographical and other errors do not justify any claim for damages.
 All dimensions should be verified using the actual case.



Section 'A-A'

ALL DIMENSIONS IN MILLIMETRES

Tolerances unless otherwise stated:

- General tolerances ± 0.20
- Resultant tolerances between hole centers ± 0.15
- Tolerances on hole diameters ± 0.05
- Angles $\pm 0.5^\circ$
- Surface finish $3.2/\sqrt{\quad}$

DO NOT SCALE

| | | | | | | | |
|-----------------|-------------|---------|-------------------------------|----------|------------|----------------|--------------|
| Required Finish | Scale | 1:5 | ALL DIMENSIONS IN MILLIMETRES | | | Material Spec. | DO NOT SCALE |
| Drawn By: | Checked By: | Ian Cox | Drawing Number | M5920015 | Date drawn | August '05 | |



METCASE ENCLOSURES
 Unit 3, Mitchell Close
 Segensworth East, Fareham,
 Hampshire, PO15 5SE, UK

Part Name
 Mettrec 19" Case 2U (2HE) x 167.5mm

w.w.w.metcas.com

Part Number
 M5920015

Sheet 1 of 1

©ORKW ENCLOSURES LTD. DATE AS SHOWN. THIS DRAWING CONTAINS PROPRIETARY INFORMATION OF ORKW ENCLOSURES LTD AND IS TENDERED SUBJECT TO THE FOLLOWING CONDITIONS: THE INFORMATION BE RETAINED IN CONFIDENCE, NOT BE REPRODUCED OR COPIED, AND NOT BE USED OR INCORPORATED IN ANY PRODUCT, UNLESS PERMISSION IS OBTAINED IN WRITING FROM ORKW ENCLOSURES LTD.

A4