
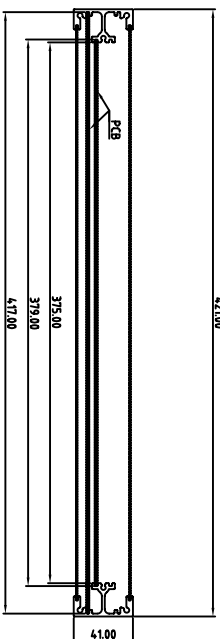
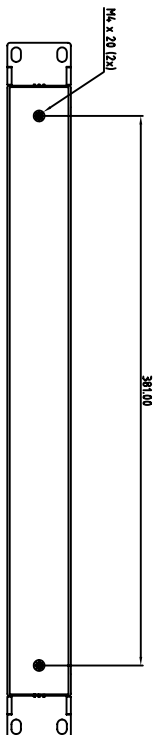

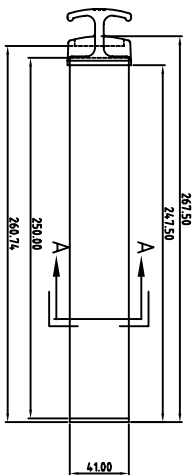


FIRST ANGLE PROJECTION



Note: Subject to technical modifications without prior notice.
 Typographical and other errors do not justify any claim for damages.
 All dimensions should be verified using the actual case.

Tolerances unless otherwise stated:		Required Finish:		Scale: 1:5		ALL DIMENSIONS IN MILLIMETRES		DO NOT SCALE	
General tolerances ±0.20		Drawn by: Ian Cox		Checked By:		Drawing Number: M5910025		Date drawn: August '05	
Resultant tolerances between hole centers ±0.15		www.metcase.com		METCASE ENCLOSURES		Part Name: Mettec 19" Case 1U (1HE) x 267.5mm		Material Spec:	
Tolerances on hole diameters ±0.05		METcase		Unit 3, Mitchell Close		Part Number: M5910025		Sheet 1 of 1	
Angles ± 0.5°		Segensworth East, Fareham,		Hampshire, PO15 5SE, UK.		Metterc 19" Case 1U (1HE) x 267.5mm		A4	
Surface finish $\sqrt{32}$		DKW ENCLOSURES LTD. DATE AS SHOWN. THIS DRAWING CONTAINS PROPRIETARY INFORMATION OF DKW ENCLOSURES LTD AND IS TENDERED SUBJECT TO THE FOLLOWING CONDITIONS: THE INFORMATION BE RETAINED IN CONFIDENCE, NOT BE REPRODUCED OR COPIED, AND NOT BE USED OR INCORPORATED IN ANY PRODUCT, UNLESS PERMISSION IS OBTAINED IN WRITING FROM DKW ENCLOSURES LTD.							