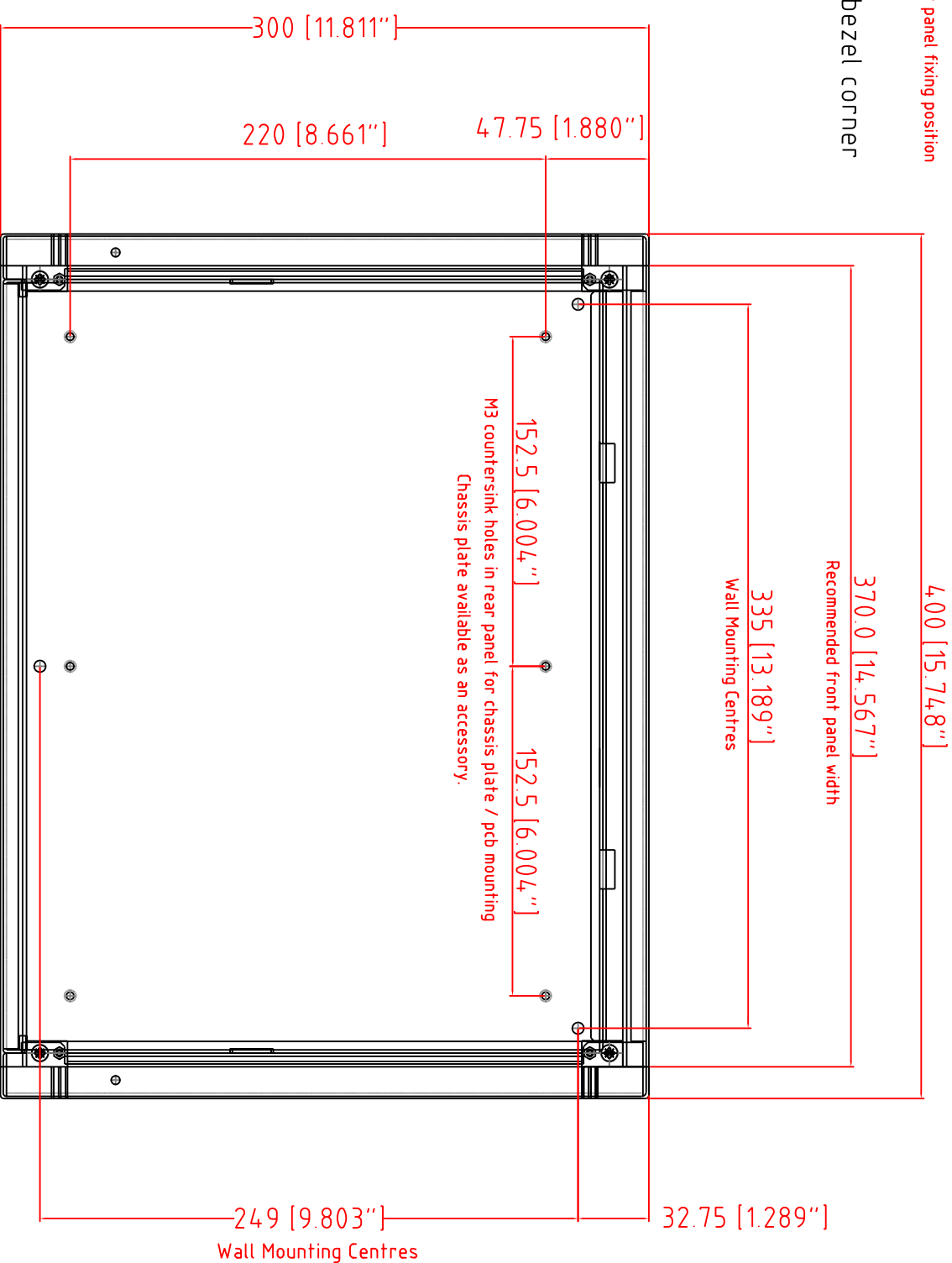
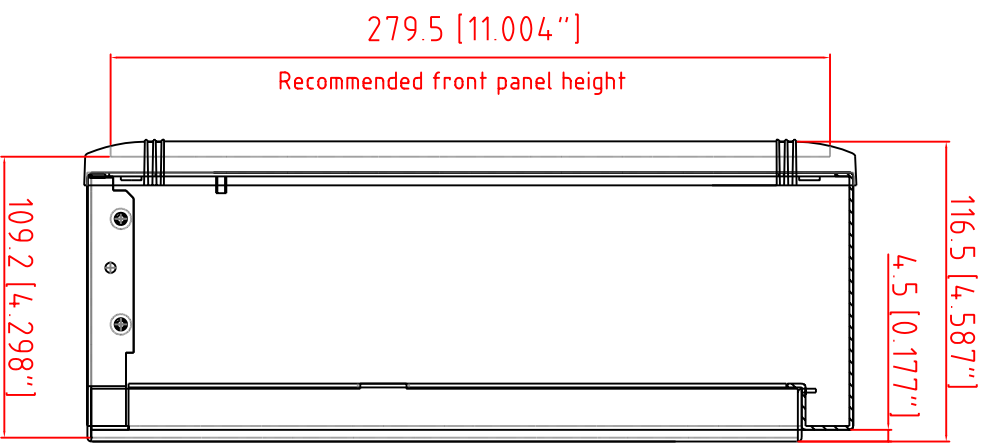
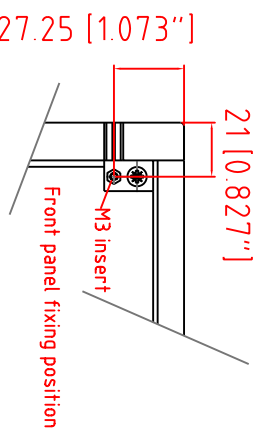


FIRST ANGLE PROJECTION



**Build & Finish.**  
 All parts are made from aluminium, except hardware. The finish is fine texture epoxy polyester powder paint.  
 The case body is fabricated from 1.5mm material & then painted RAL 7035. The bezel is aluminium die castings & extrusions & then painted RAL 7040.

Geometry is set as blocks.  
 Each view has:  
 the rear cover/base - green  
 the side / top cover - magenta  
 the bezel assembly - blue

Modifications

Iss

1

Tolerances unless otherwise stated:	Required Finish	Scale	1:1	ALL DIMENSIONS IN MILLIMETRES	(Inches in brackets)	DO NOT SCALE
General tolerances: ±0.20	See note	Drawn By:	Ian Cox	Checked By:		Material Spec
Resultant tolerances between hole centers: ±0.15				Drawing Number		See note
Tolerances on hole diameters: ±0.05						
Angles ± 0.5°						
Surface finish 32/						



www.metcase.com

METCASE ENCLOSURES  
 15 Brunel Way,  
 Segensworth East, Fareham,  
 Hampshire, PO15 5TX, UK.

Part Name  
 Datamet L

Part Number  
 M5840105

Date drawn:  
 January '07

Sheet 1 of 1

OKW ENCLOSURES LTD (DATE AS SHOWN). THIS DRAWING CONTAINS PROPRIETARY INFORMATION OF OKW ENCLOSURES LTD AND IS TENDERED SUBJECT TO THE FOLLOWING CONDITIONS: THE INFORMATION BE RETAINED IN CONFIDENCE, NOT BE REPRODUCED OR COPIED, AND NOT BE USED OR INCORPORATED IN ANY PRODUCT, UNLESS PERMISSION IS OBTAINED IN WRITING FROM OKW ENCLOSURES LTD.

A0